










EXPERIENCE THE QUALITY OF SCENIC™ MAHOGANY

PROFILES	PATTERNS	DIMENSIONS		
		WIDTH	LENGTH	THICKNESS
Grade: A Grade, PHND Moisture: KD 10-12%		Nominal - <i>Actual</i>		Nominal - <i>Actual</i>
RADIUS EDGE DECKING 	S4S/E4E	Line A 4" 3-1/2" 6" 5-1/2"	6' - 18'	Line B 4/4" 3/4" 5/4" 1-1/16" 5/4" 1-1/16"
T&G FLOORING, SIDING, PANELING 	3/4" WR-166 T&G V-Edge, One-Face 1-1/16" Square Edged, Center Matched	4" 3-1/2" 6" 5-1/2"	6' - 18'	4/4" 3/4" 5/4" 1-1/16"
BEADED CEILING 	Edge & Center Bead Ceiling/Wainscot	4" 3-5/16" 6" 5-3/8"	6' - 18'	4/4" 9/16" 4/4" 22/33"
FINISH LUMBER 	S4S/Square Edged	4" 3-1/2" 6" 5-1/2" 8" 7-1/4" 10" 9-1/4" 12" 11-1/4"	6' - 18'	All Thicknesses 4/4" 3/4" 8/4" 1-1/16" 1-3/4"
HANDRAIL 	Moulded	4" 3-1/8"	8' 10' 12'	2" 1-3/8"
BALUSTERS 	S4S/E4E	2" 1-3/8"	36" 42" 48" 96"	2" 1-3/8"
TURNED BALUSTERS 	Colonial Style Spindle	2" 1-3/8"	36"	2" 1-3/8"
POSTS 	S4S/E4E Laminated/Solid	4" 3-1/2"	8' 10'	4" 3-1/2"
STAIR TREADS 	Bull Nosed Stepping	12" 11-1/4"	6' - 18'	5/4" 1-1/16"